




2018

UT PREP Results

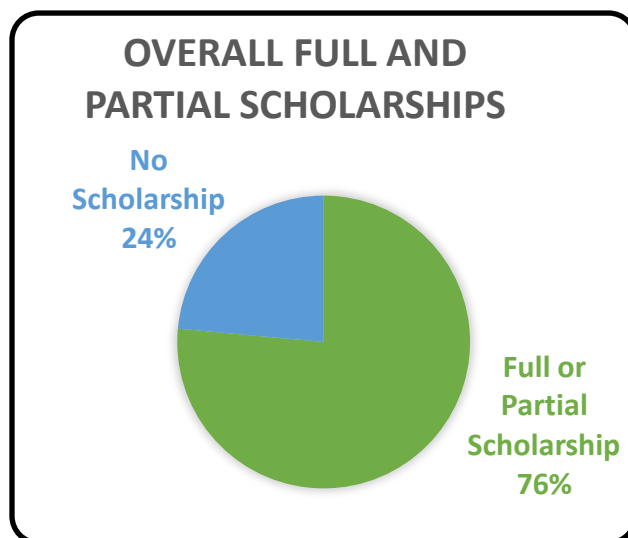
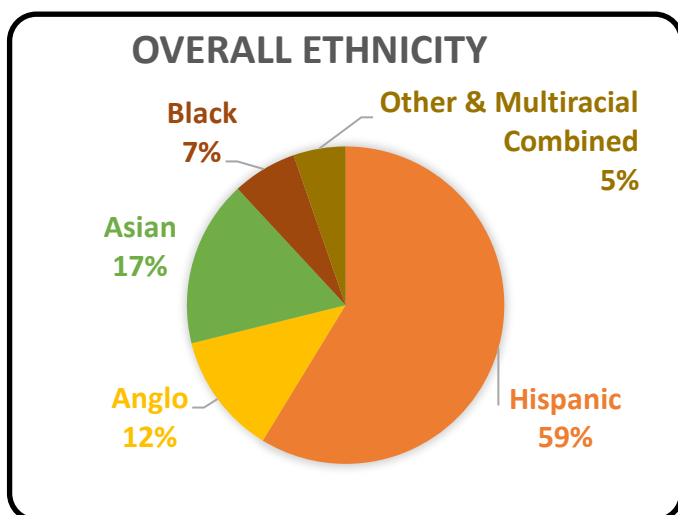
Total Graduates	395
UT PREP 1	159
UT PREP 2	124
UT PREP 3	93
UT PREP 4	19



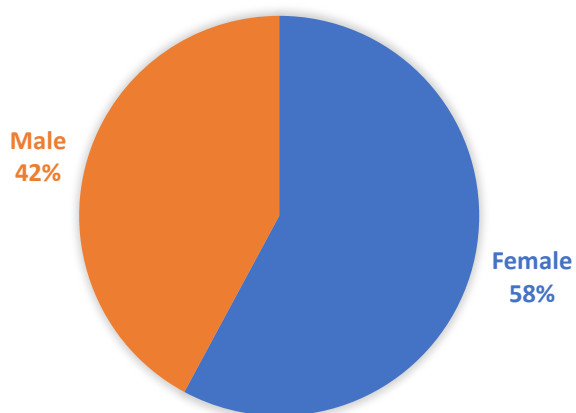
Demographics		
UT PREP 1-4 Graduates Female	222	56%
UT PREP 1-4 Graduates Male	173	44%



Financial Need		
Documented Federal Free or Reduced Lunch Status	284	72%
Partial Financial Need Scholarships Awarded	17	4%
Total Full and Partial Scholarships Awarded	301	76%



UT PREP 1 2018 GENDERS



Pre-Post Test Data	Average Point Gain
UT PREP 1 Logic	49
UT PREP 1 Mathematical Problem Solving	16
UT PREP 2 Physics	35
UT PREP 2 Algebraic Structures	51
UT PREP 2 Mathematical Problem Solving	29
UT PREP 3 Research & Inquiry	10
UT PREP 3 Statistics	28
UT PREP 3 Technical Writing	10
UT PREP 4 Computer Science 1	19

UT PREP 1 Demographics		
Hispanic	81	51%
White	17	11%
Asian	39	25%
Black	11	7%
Multiracial	9	6%
Other	2	1%
Total Graduates	159	
Female	92	58%
Male	67	42%
Qualified for Federal Free or Reduced Lunch	105	66%
Qualified for a Partial Financial Need Scholarship	1	1%
Total Full or Partial Scholarships	106	67%



UT PREP is a PREP-USA program. The Prefreshman Engineering Program-USA (PREP-USA), under The UTSA Institute for P-20 Initiatives, is an academically rigorous mathematics-based summer enrichment program conducted at several college and university campuses in San Antonio, across the state of Texas and Nation.